

The City of Johannesburg's

tariff policy ensures that

tariffs are affordable to

the residents and that the

Council can keep running.

The average tariff increase

for 2005/06 is between 3%

and 6%.

Contact us

City of Johannesburg

Revenue Management Unit

www.joburg.org.za

Joburg Connect: 375-5555

If you pay our bills
we can deliver
better services

Joburg



2005/06 TARIFFS

Where, when and how to make payments

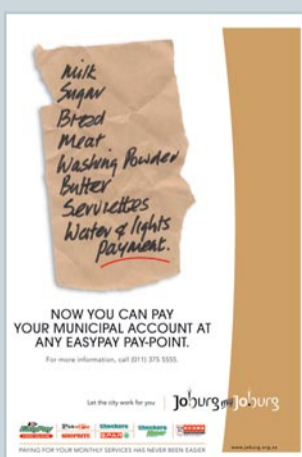
You may make your payment at a:

- **Post Office,**
- **Council Cash Office, and**
- **EasyPay Site (Pick 'n Pay or any participating bank.**

Please make your payment in time to reach the Council before or on the due date.

You may make your payments by cash, postal orders, cheque, debit or credit card and debit order.

If you pay by cheque, please make it out to: "City of Johannesburg Metropolitan Municipality". You must cross the cheque. Keep your cheque as proof of payment.



If you pay at EasyPay Sites, please make your cheque out to the site. For example, you should make the cheque to Pick 'n Pay, or Checkers, Shoprite. They will issue you with a receipt. Keep this as proof of payment.

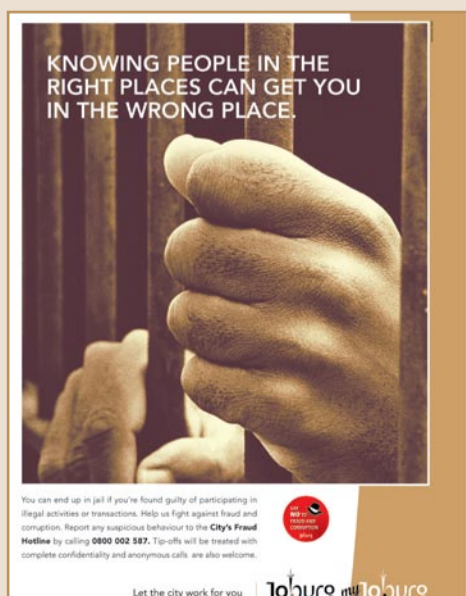
If you pay at the post office, please make the cheque to the South African Post Office Ltd. The Post Office will issue you with a receipt. Keep this as proof of payment.

How to start a service

If you currently do not have services, you must sign a contract with the Council. If you currently have services, but do not have a contract, you should contact the Council immediately to sign a contract or the Council may cut your services.

How to terminate your service

When you want to terminate your services, please inform the Council in writing. Your letter must reach us at least seven working days before the date you want us to finalise your account.



You can end up in jail if you're found guilty of participating in illegal activities or transactions. Help us fight against fraud and corruption. Report any suspicious behaviour to the City's Fraud Hotline by calling 0800 002 287. Tip-offs will be treated with complete confidentiality and anonymous calls are also welcome.

Let the city work for you | Joburg Joburg

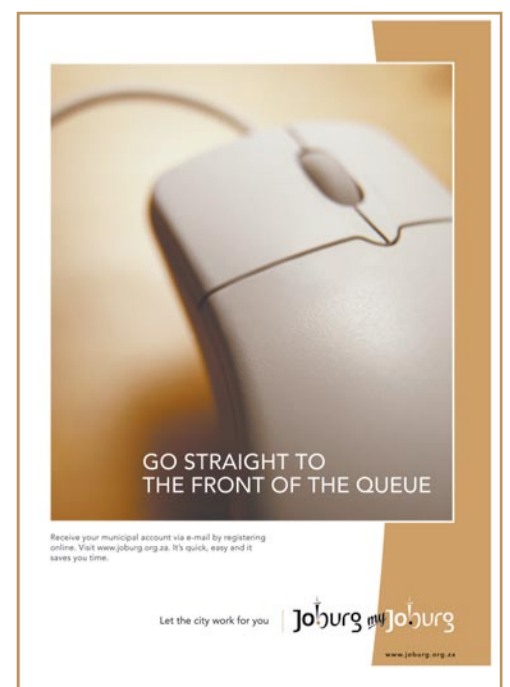
Reading your meter

We read your meter periodically. Where readings cannot be obtained, we estimate your consumption and adjust your account according to the next actual meter reading.

Our online meter reading allows you to submit your own meter readings and will give accurate and up-to-date readings that will be used when billing you.

To make use of this facility, visit our web site at www.joburg.org.za and follow the easy instructions to submit your own readings on line.

While you are on-line why don't you register to receive your statements electronically? You can also pay your accounts on-line. No more waiting in queues.



Receive your municipal account via e-mail by registering online. Visit www.joburg.org.za. It's quick, easy and it saves you time.

Let the city work for you | Joburg Joburg

www.joburg.org.za

Electricity tariffs									
CURRENT TARIFFS	2005/2006								
SEGMENT	Supply position	Service charge	Network charge	Maximum demand		Energy charge			
				Summer	Winter				
R/month R/month R/kVA TOU							c/kWh	c/kWh	c/kWh
							Non-seasonal	Low season	High season
Large customer-TOU	MV-kVA	3 069,21		33,32	34,98	Peak		20,79	48,20
						Standard		15,34	18,72
						Off-peak		12,71	13,42
Large customer - TOU	LV-kVA	2 495,69		37,03	38,89	Peak		23,11	53,59
						Standard		17,05	20,82
						Off-peak		14,13	14,92
Large customer	MV-kVA	681,35		46,00	48,00			13,59	20,46
Large customer	LV-kVA	340,67		48,50	50,00			14,57	21,93
Business	400 V	47,50	50,26					31,37	47,23
< 100 kVA				65,33				31,37	47,23
< 500 kVA				84,93				31,37	47,23
> 500 kVA				127,40				31,37	47,23
Agricultural	400 V	47,50		66,33				26,28	39,57
> 50 kVA				78,27				26,28	39,57
Domestic 3 Ø optional	230 V	38,80		53,06				24,69	37,17
80 A				62,62				24,69	37,17
Domestic 1 Ø optional	230 V	38,80		33,19				24,69	37,17
80 A				38,83				24,69	37,17
Domestic 3 Ø	230 V	38,80		53,06			28,92		
80 A				62,62			28,92		
Domestic 1 Ø	230 V	38,80		33,19			28,92		
80 A				38,83			28,92		
Life-line	230 V						40,41		

Assessment Rates		
	2004/2005	2005/2006
COJ	10.88 cents in the rand	11.32 cents in the rand
Rebates	Midrand & * Lethabong	Midrand & * Lethabong
Domestic	58%	58%
- Sectional title	58%	58%
- Flats	40%	40%
Pensioners	40%	40%
Business	no rebate	no rebate
* Residential property land value < R 20 000	100%	100%
Residential improved property		
Assesment rates example: Land value x tariff - rebate / 12 = monthly charge R 60 000 x 11.32c - 58 % / 12 = R 237.72 p/m		

Refuse		
	2004/2005	2005/2006
Domestic Erf up to 300m2	R 22.80 per month	R 23.87 per month
Domestic Erf 301m2 to 1000m2	R 40.30 per month	R 42.19 per month
Domestic Erf 1001m2 to 2000m2	R 56.30 per month	R 58.95 per month
Domestic Erf greater than 2001m2	R 74.60 per month	R 78.11 per month
Flats/Townhouses	R 40.30 per service per month	R 42.19 per service per month
Institutions	R 22.80 per month	R 23.87 per month
Informal settlements	R 5.30 per month	R 5.55 per month
Bin rental for 240 litre bin	R 5.50 per month	R 5.76 per month
240 litre bins Business refuse	R 144.00 plus rental of bin: R 5.50 per month	R 144.00 plus rental of bin: R 5.76 per month
*ALL TARIFFS EXCLUDE VAT		

Water tariffs		
Type of service	2004/2005	2005/2006
Domestic		
First 6 kilolitres	Free	Free
7 to 10 kilolitres	R 3.60 per kl	R 3.90 per kl
11 to 15 kilolitres	R 4.80 per kl	R 5.15 per kl
16 to 20 kilolitres	R 6.00 per kl	R 6.45 per kl
21 to 40 kilolitres	R 7.19 per kl	R 7.75 per kl
> 40 kilolitres	R 8.50 per kl	R 9.15 per kl
Informal settlements	Free	Free
Institutions	R 6.23 per kl	R 6.70 per kl
Non Domestic	R 8.50 per kl	R 9.15 per kl
Availability charges :	2004/2005	2005/2006
Vacant residential stand	R 66.04 per month	R 71.10 per month
Vacant non - residential stand	R 91.20 per month	R 98.20 per month
Charges for the supply of unmetered water		
* Erven within the area of Alexandra as defined and set apart by Proclamation No. 9 of 1964 Gazette No 699 dated 24 January 1964 in terms of the Better Administration of Designated Areas Act, 1963 and it has not been possible to assess a metered water consumption over the past 12 months : R15.50 per dwelling unit per calendar month.		
* Structures used for human habitation where building plans have been lawfully approved by a competent authority and the dwelling on the erf is individually connected to Johannesburg Water's Water reticulation system but it has not been possible to assess a metered water consumption over the past 12 months: R73,65 per erf per calendar month.		
* ALL TARIFFS EXCLUDE VAT		

Sewer tariffs		
Type of service	2004/2005	2005/2006
Domestic		
Erf up 300 m2	R 44.36 per month	R 47.80 per month
Erf up 301 m2 to 1000 m2	R 86.33 per month	R 93.00 per month
Erf up 1001 m2 to 2000 m2	R 130.69 per month	R 140.75 per month
Greater than 2001 m2	R 188.24 per month	R 202.75 per month
Flats	R 44.36 per flat per month	R 47.80 per flat per month
Informal settlements	Free	Free
Non domestic	6.47 per kl	7.00 per kl
Availability charges:	2004/2005	2005/2006
Vacant residential stand	R 67.14 per month	R 72.30 per month
Vacant non - residential stand	R 93.52 per month	R 100.70 per month
*ALL TARIFFS EXCLUDE VAT		

Ad about the move
to be Inserted

